

OBTAINING PERSISTENT LINKS - USING ONLINE TOOL*

LEXIS NEXIS ACADEMIC

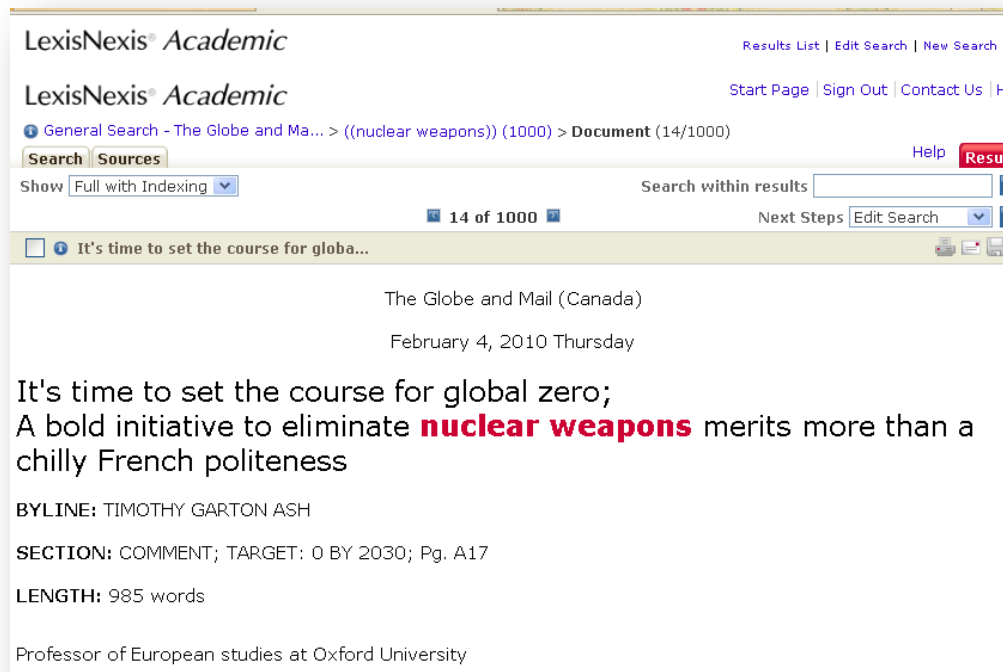
Lexis Nexis now offers an online persistent link builder for full-text documents (articles, transcripts & legal documents) and saved searches. Full-text and saved searches links can also be built manually, in addition to search form links.

*Note: This tool is a beta test version. Users may experience problems creating persistent links. Please test all links before posting via email, course web pages, etc. Also, to work with these tools you should be familiar with Lexis Nexis Academic, its sources, and advanced query techniques using [terms and connectors](#).

FULL-TEXT DOCUMENTS** - ARTICLES, TRANSCRIPTS & LEGAL DOCUMENTS

**Note: Many Canadian sources are aggregated by Lexis Nexis, which means individual publications are bundled with other publications. Therefore they are not assigned unique CSI numbers: this will prevent you from creating persistent URLs. Please search for those publications in other databases using the [Journal Title Finder](#).

1. Find the item you require.



The screenshot shows the LexisNexis Academic interface. At the top, it displays 'LexisNexis Academic' and navigation links like 'Results List | Edit Search | New Search'. Below that, it shows the search path: 'General Search - The Globe and Ma... > ((nuclear weapons)) (1000) > Document (14/1000)'. There are search filters and a 'Search within results' field. The main content area displays a document snippet from 'The Globe and Mail (Canada)' dated 'February 4, 2010 Thursday'. The snippet title is 'It's time to set the course for global zero; A bold initiative to eliminate **nuclear weapons** merits more than a chilly French politeness'. Below the title, it lists the byline 'BYLINE: TIMOTHY GARTON ASH', the section 'SECTION: COMMENT; TARGET: 0 BY 2030; Pg. A17', and the length 'LENGTH: 985 words'. At the bottom, it identifies the author as 'Professor of European studies at Oxford University'.

Last Updated: August 15, 2011.

- Go to: http://www.amdev.net/lna_article_link.php
- Fill in publication title or CSI (Constant Source Identifier, available from the [A-Z List Canada](#)) and click "Submit".

LexisNexis®

LexisNexis® Academic Subscriber Tools Beta

Reports Durable Links Saved Searches Help

Articles Shows Cases Sources

Create a Link to a Newspaper, Magazine, or Journal Article [Help](#)

Publication: CSI: ?

Submit Clear Demo

LexisNexis®

LexisNexis® Academic Subscriber Tools Beta

Reports Durable Links Saved Searches Help

Articles Shows Cases Sources

Create a Link to a Newspaper, Magazine, or Journal Article [Help](#)

Publication: CSI: ?

Author: ?

Title: ?

Month: Day: Year: ?

Submit Clear Demo

Article Link

```
http://www.lexisnexis.com/us/lnacademic/api/version1/sr?shr=t&
csi=303830&
sr=BYLINE (GARTON) +AND+HLEAD (It's+time+to+set+the+course+for+global+
zero) +AND+DATE+IS+February+4+2010
```

Test Link Search Source ?

ACADEMIC & LIBRARY SOLUTIONS

- Fill in all fields and click "Submit".
- Copy and paste the generated link into a text editor.

6. Add this prefix to the front of the link: <http://lcweb.senecac.on.ca:2048/login?url=>
7. For example, a persistent link to the article above:
[http://lcweb.senecac.on.ca:2048/login?url=http://www.lexisnexis.com/us/lnacademic/api/version1/sr?shr=t&csi=303830&sr=BYLINE\(garton\)+AND+HLEAD\(it's+time+to+se+t+the+course+for+global+zero\)+AND+DATE+IS+February+4+2010](http://lcweb.senecac.on.ca:2048/login?url=http://www.lexisnexis.com/us/lnacademic/api/version1/sr?shr=t&csi=303830&sr=BYLINE(garton)+AND+HLEAD(it's+time+to+se+t+the+course+for+global+zero)+AND+DATE+IS+February+4+2010)
8. Test links prior to posting via email, course web pages, etc.

OBTAINING PERSISTENT LINKS - USING ONLINE TOOL*

LEXIS NEXIS ACADEMIC

SAVED SEARCHES – GROUP FILES

Saved searches can be created using one of the following group files: Major Newspapers, Magazines or Law Reviews.

1. Go to: http://www.amdev.net/lna_bookmark.php
2. Choose “Group File” and time “Period” from drop down menus.
3. Enter search “Query”.
4. Click “Submit” to generate “Saved Search URL”.

LexisNexis®

LexisNexis® Academic Subscriber Tools Beta

Reports Durable Links **Saved Searches** Help

Group Files Single Sources

Create a Saved Search Using a Group File [Help](#)

Group File: Major Newspapers ?

Period: Last 24 Hours ?

Query:

HLEAD (nuclear) ?

Saved Search URL

[http://www.lexisnexis.com/us/lnacademic/api/version1/sr?shr=t&csi=8422&sr=HLEAD \(nuclear\) +AND+DATE>=%25CURRDATE-1%25](http://www.lexisnexis.com/us/lnacademic/api/version1/sr?shr=t&csi=8422&sr=HLEAD (nuclear) +AND+DATE>=%25CURRDATE-1%25)

* Note press the “Go” button to access the Lexis Nexis Power Search form if query needs further development.

5. Copy and paste the “Saved Search URL” into a text editor.
6. Add this prefix to the front of the URL: **http://lcweb.senecac.on.ca:2048/login?url=**
7. For example, a persistent link to the saved search above:
http://lcweb.senecac.on.ca:2048/login?url=http://www.lexisnexis.com/us/Inacademic/api/version1/sr?shr=t&csi=8422&sr=HLEAD(nuclear)+AND+DATE>=%25CURRDATE-1%25
8. Test links prior to posting via email, course web pages, etc.

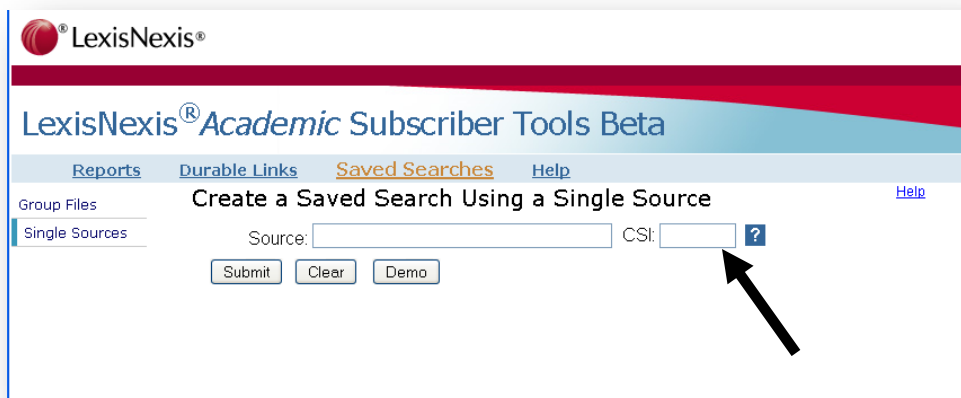
OBTAINING PERSISTENT LINKS - USING ONLINE TOOL*

SAVED SEARCHES – SINGLE SOURCE

LEXIS NEXIS ACADEMIC

Saved searches can be created using an individual publication. Multiple sources cannot be combined in a saved search.

1. Go to: http://www.amdev.net/Ina_bookmark_src.php
2. Enter Source title or CSI (Constant Source Identifier, available from the [A-Z List Canada](#)) and click “Submit”.



The screenshot shows the LexisNexis Academic Subscriber Tools Beta interface. The page title is "LexisNexis® Academic Subscriber Tools Beta". The navigation menu includes "Reports", "Durable Links", "Saved Searches", and "Help". The main heading is "Create a Saved Search Using a Single Source". Below this heading, there are two input fields: "Source:" and "CSI:". The "CSI:" field has a question mark icon next to it. Below the input fields are three buttons: "Submit", "Clear", and "Demo". A black arrow points to the question mark icon in the "CSI:" field.

The screenshot shows the LexisNexis Academic Subscriber Tools Beta interface. The main heading is "Create a Saved Search Using a Single Source". The interface includes a navigation menu with "Reports", "Durable Links", "Saved Searches", and "Help". A sidebar on the left shows "Group Files" and "Single Sources". The main form contains the following fields and controls:

- Source:** A text input field containing "The Globe and Mail (Canada)".
- CSI:** A text input field containing "303830".
- Period:** A dropdown menu set to "Last 24 Hours".
- Query:** A large empty text area.
- Use query string:** Radio buttons for "Yes" and "No", with the "No" option selected. A black arrow points to this selection.
- Buttons:** "Submit", "Clear", and "Demo".

Below the form is an "Instructions" box with the following text:

Instructions
 Set 'Use query string' to No to save a search based only on source and date. Set the option to Yes and enter a query string such as HLEAD(interest rates AND change) to refine your search. Click the Submit button to generate the Saved Search URL.

3. Select time period and choose the “No” query string option to find up to 3000 articles in the date range.
4. Select “Yes” and enter query to create specific search within an individual publication.
5. Click “Submit”.
6. Copy and paste the URL into a text editor.
7. Add this prefix to the front of the URL: **http://lcweb.senecac.on.ca:2048/login?url=**
8. For example, a persistent link to the saved search, single source above:
http://lcweb.senecac.on.ca:2048/login?url=http://www.lexisnexis.com/us/Inacademic/api/version1/sr?shr=t&csi=303830&sr=+DATE>=%25CURRDATE-1%25
9. Test links prior to posting via email, on course web pages, etc.

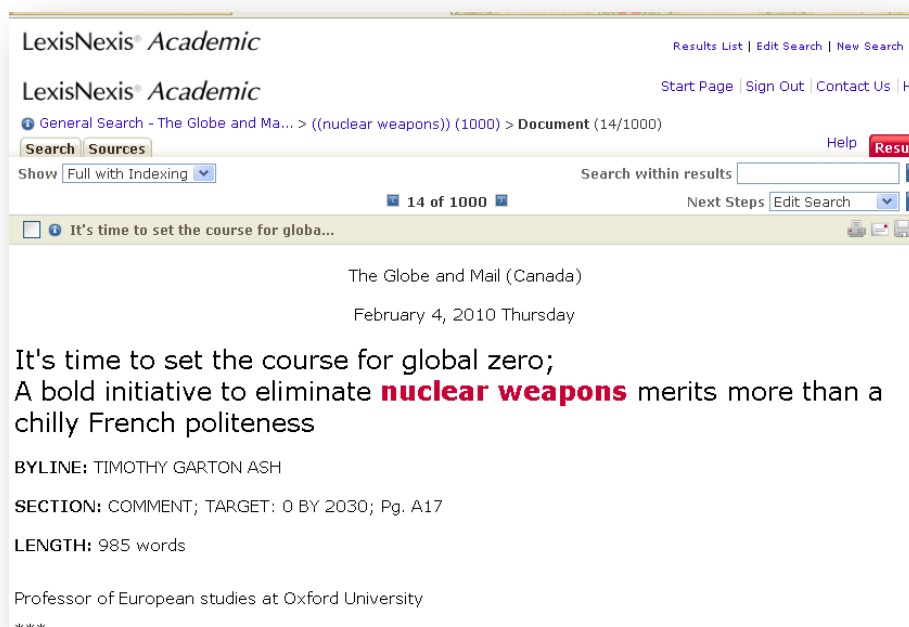
OBTAINING PERSISTENT LINKS - MANUALLY*

FULL-TEXT DOCUMENTS - ARTICLES, TRANSCRIPTS & LEGAL DOCUMENTS)

LEXIS NEXIS ACADEMIC

***Note: users may experience problems creating persistent links. Please test all links before posting via email, course web pages, etc. Also, to work with these tools you should be familiar with Lexis Nexis Academic, its sources, and advanced query techniques using terms and connectors.**

1. Retrieve the document that you are interested in.



2. Persistent links are created by combining:

- The base URL for retrieving full text documents:
<http://lcweb.senecac.on.ca:2048/login?url=http://www.lexisnexis.com/hottopics/lacademic/?verb=sr>
- The CSI** (Constant Source Identifiers can be found in the Lexis Nexis [A-Z List Canada](#)).
 - **Note – Ignore “CSI” numbers in column “A” instead use “Linking CSI” found in column “R”. Also, many Canadian sources are aggregated by Lexis Nexis, which means individual publications are bundled with other publications.

Therefore they are not assigned unique CSI numbers: this will prevent you from creating persistent URLs. Please search for those publications in other databases using the [Journal Title Finder](#).

- API search parameters and values.
- URL safe characters, such as replacing spaces with “+”.

3. For example:

<http://lcweb.senecac.on.ca:2048/login?url=http://www.lexisnexis.com/hottopics/Inacademic/?verb=sr&csi={linking csi}&sr={bibliographic search}+AND+{publication date}>

This is a persistent link to the above article:

[http://www.lexisnexis.com/hottopics/Inacademic/?verb=sr&csi=303830&sr=BYLINE\(garton\)+AND+HLEAD\(it's+time+to+set+the+course+for+global+zero\)+AND+DATE+IS+February+4+2010](http://www.lexisnexis.com/hottopics/Inacademic/?verb=sr&csi=303830&sr=BYLINE(garton)+AND+HLEAD(it's+time+to+set+the+course+for+global+zero)+AND+DATE+IS+February+4+2010)

4. Test links prior to posting via email, on course web pages, etc.

SEARCH PRAMETERS

The following tables contain API search parameters and values for constructing persistent links

Date Specifications:

Format	Example	Description
YYYY	1999	Year only
MMMM YYYY	March 1999	Long month followed by year
M/YYYY	3/1999	Month and year, numeric format
M/D/YYYY	3/5/1999	Month, day, year in numeric format.
MMMM D, YYYY	March 5, 1999	Long month, day, and year
D MMM YYYY	5 Mar 1999	Day, month abbreviation, and year
D MMMM YYYY	5 March 1999	Day, long month, and year
YYYY-MM-DD	1999-04-05	NISO date format.

Newspapers or Periodicals:

Segment	Description	Notes
---------	-------------	-------

BYLINE	Name(s) of article author(s)	It is usually best to search only on the author's last name. If you do search on the first name, use "w/3" (within 3 words) operator between first and last name to ignore middle initials and word order.
HLEAD	Article title plus headings plus first paragraph	Tips to improve recall: Use HLEAD rather than the available HEADLINE segment because the cited title may be split between HEADLINE and other segments such as SECTION. Cited titles often do not match document titles verbatim, so truncate the title or select a few keywords from it. Connect non-adjacent words with the "AND" operator. Strip out punctuation and quotation marks, as well as the words "and," "or," and "not."
DATE	Article publication date	Use one of the approved date formats shown above

Transcripts:

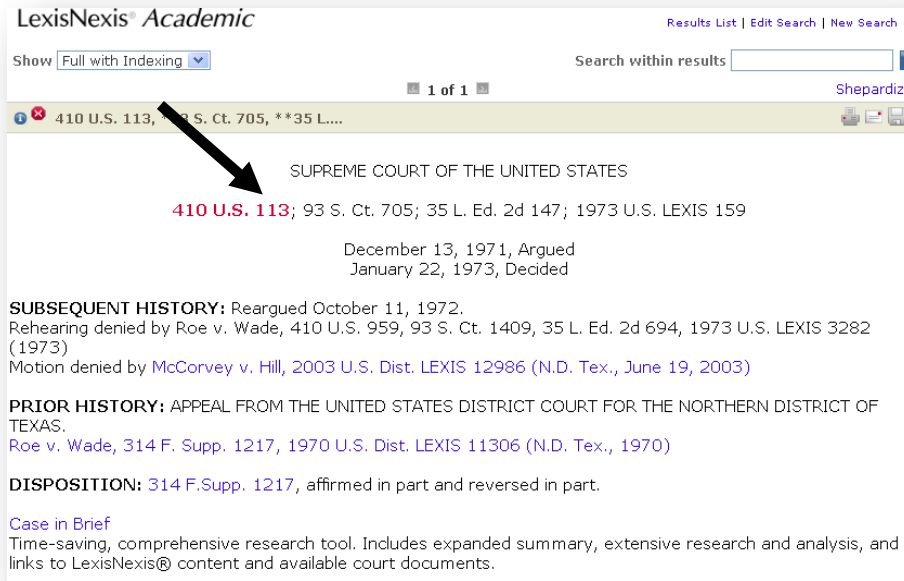
Segment	Description	Notes
SHOW	Name of television or radio show, such as "Larry King Live"	SHOW plus a date is often enough for a unique hit.
HEAD	Title of the story or report	Not all shows provide such titles

OBTAINING PERSISTENT LINKS – MANUALLY*

LEGAL DOCUMENTS

***Note: users may experience problems creating persistent links. Please test all links before posting via email, on course web pages, etc. Also, to work with these tools you should be familiar with Lexis Nexis Academic, its sources, and advanced query techniques using terms and connectors.**

1. Retrieve the document that you are interested in.



2. Persistent links to legal documents are created by combining:

- The base URL for retrieving full text documents:
http://lcweb.senecac.on.ca:2048/login?url=http://www.lexisnexis.com/hottopics/lnacademic/? verb=sr
- The CSI (Constant Source Identifiers can be found in the Lexis Nexis [A-Z List Canada](#)).
- Citation or other API search parameters.
- URL safe characters, such as replacing spaces with “+”.

3. For example:

http://lcweb.senecac.on.ca:2048/login?url=http://www.lexisnexis.com/hottopics/lnacademic/?verb=sr&csi={linking csi}&sr={CITATION}

This is a persistent link to the above article:

http://lcweb.senecac.on.ca:2048/login?url=http://www.lexisnexis.com/hottopics/lnacademic/?verb=sr&csi=6443&sr=CITE(410+U.S.+113)

SEARCH PARAMETERS FOR LEGAL DOCUMENTS

Segment	Description	Notes
CITE	Standard (Blue Book) legal citation for a law	No additional information is needed if you have the citation. If you do not have the citation, you may use

	review article	a bibliographic search.
AUTHOR	Name(s) of article author(s)	It is usually best to search only on the author's last name. If you do search on the first name, use "w/3" (within 3 words) operator between first and last name to ignore middle initials and word order.
TITLE	Article title	

OBTAINING PERSISTENT LINKS - MANUALLY*

SEARCH FORMS

1. Locate the form ID from the table below and add to base URL.

Form Name	Easy Search
Easy Search	AC00NBEasySrch
Power Search	AC00NBGenSrch
All News	AC01NBSimplSrch
US Law Reviews and Journals	AC07STJrnlsSrch
US Federal & State Cases	AC07STCseCmnSrch
Federal Statutes, Codes, & Regulations	AC07STFedCodesSrch
State Statutes, Codes, & Regulations	AC07STStateCodesSrch
US Tax Law	AC07STTaxLawSrch
Patents	AC07STPatentSrch
Accounting	AC02NBAcctSrch
Environmental Studies	AC02NBEnvironStSrch
Health & Medical Care	AC02NBHlthMedSrch
Government & Politics	AC02NBGovPolSrch
Canadian Law Journals	AC03STCanLawJrnlsSrch
US Legal Reference	AC07STLegalRefSrch
Landmark US Legal Cases	AC07STLandmarkCases
Regional News	AC01NBRgnlNewsSrch
TV & Radio News Transcripts	AC01NBTVRadTransSrch
Foreign Language News	AC01NBForLangSrch
College & University News	AC01NBUnivNewsSrch
Business & Industry News	AC01NBBusIndSrch
Company Dossier	AC02NBCmpDosSrch
SEC Filings	AC02NBSECFilSrch
Shepard's Citations	AC07STShepardLegal
Company Profiles	AC02NBCmpSrch
Canadian Legislation	AC03STCanLegSrch

EU, Commonwealth & Foreign Nations	AC07STEUCWSrch
Canadian Court Cases	AC03STCanCseSrch

For Example:

<http://lcweb.senecac.on.ca:2048/login?url=http://www.lexisnexis.com/hottopics/Inacademic/?verb=sf&sfi={form ID}>

This is a persistent link to the Canadian Court Cases search form:

<http://lcweb.senecac.on.ca:2048/login?url=http://www.lexisnexis.com/hottopics/Inacademic/?verb=sf&sfi=AC03STCanCseSrch>

OBTAINING PERSISTENT LINKS TO PUBLICATION TITLES

ALL JOURNAL TITLES

Persistent links to publication titles are made available through the libraries' [Journal Title Finder](#) service. This type of link will allow users to view all of the libraries' holdings to specific titles, including print. There are two options for creating these links.

OPTION #1

1. Replace **XXXXXXXX** with the ISSN (International Standard Serial Number) for the publication in this base URL:
http://sfxhosted.exlibrisgroup.com/seneca/db?rft.issn=XXXXXXXX&sfx.show_availability=1&sfx.ignore_date_threshold=1
2. ISSNs for can be found in a number of places including: [Journal Title Finder](#), [library databases](#), [the library catalogue](#), and [Ulrich's Web](#).
3. Test links prior to posting via email, on course web pages, etc.

OPTION#2

1. Persistent links to publication titles can be found using the library catalogue. Search the library catalogue, choose "Journals and eJournals" for the Quick Limits and click Search.

Seneca LIBRARIES Log in to your account

Basic Search
You are in the Seneca Library Catalogue

Search | Title | Subject | Author | ISBN | Call # | New Books

Basic | Advanced

Find:

Quick Limits:

- All Materials
- King
- Markham
- Newnham
- Seneca@York
- Videos/DVDs
- Books and eBooks
- eBooks only
- Textbooks
- Journals and eJournals**
- eJournals only
- Streaming Video*
- Audiobooks*

*Please note that this will only search selective holdings.

Show 50 records per page

Use the Catalogue to find books, ebooks, journals, ejournals, magazines, newspapers, sound and video recordings, maps, and government documents, held in or accessible from Seneca Libraries.
The catalogue does not include citations or links to specific articles in journals, magazines, and newspapers. To find individual articles use the [research databases](#).

2. Click the Journal title from the result list and then click the “find it online” link.

Titles < Prev | 2 of 10000 | Next >

Persistent link to this record: <http://libcat.senecac.on.ca/vwebv/holdingsInfo?bibId=241063>

Canadian journal of nursing leadership (Online)
Canadian journal of nursing leadership


Available online: **Online** [Find it Online](#)

Title: [Canadian journal of nursing leadership \(Online\)](#)
[Canadian journal of nursing leadership](#)


Subjects: [Nursing services—Canada—Administration—Periodicals.](#)
[Nurse administrators—Periodicals.](#)
[Nurse Administrators—Canada—Periodicals.](#)
[Leadership—Canada—Periodicals.](#)
[Nursing—Canada—Periodicals.](#)
[Nursing Services—organization & administration—Canada—Periodicals.](#)
[Services infirmiers—Canada—Administration—Périodiques.](#)
[Infirmières en chef—Périodiques.](#)


Publisher: Toronto : Longwoods Publishing Corp.

3. The link will open in a new tab. Click on “Save this link”.


 **Find it online**

Source: Canadian journal of nursing leadership [1481-9643]


 [Full Text Online](#) EBSCOhost Electronic Journals Service
Available in 2001

 [Check for print or electronic copies in the](#) Seneca Library Catalogue

[ILL](#) (Interlibrary Loan) request

[Save](#) this link 

More Options

 [Full Text Online](#) Longwoods Publishing
Available from 1999 volume: 12 issue:1
If authenticated Seneca users experience access issues off-campus you may need to click GO in Institutional Users..Sign in area

[Send us](#) feedback


4. The link will open in another tab. Copy and paste the link into a text editor.

Capture Citation [Close this Window](#)

Use this tool if you want to save this citation and URL for embedding in a course reading list or similar application

Select the citation style of your choice and click 'Go':

```
Canadian journal of nursing leadership
http://sfxhosted.exlibrisgroup.com/seneca?url_ver=Z39.88-2004&
ctx_ver=Z39.88-2004&ctx_enc=info%3Aofi%2Fenc%3AUTF-
8&srfr_id=info%3Aasid%2Fsfxit.com%3Aopac_856&
url_ctx_fmt=info%3Aofi%2Ffmt%3Akev%3Amtx%3Actx&
sfx.ignore_date_threshold=1&rft.object_id=111093034303116&
svc_val_fmt=info%3Aofi%2Ffmt%3Akev%3Amtx%3Asch_svc&
issn=1481-9643
```



5. Test links prior to posting via email, on course web pages, etc.